

Revision It

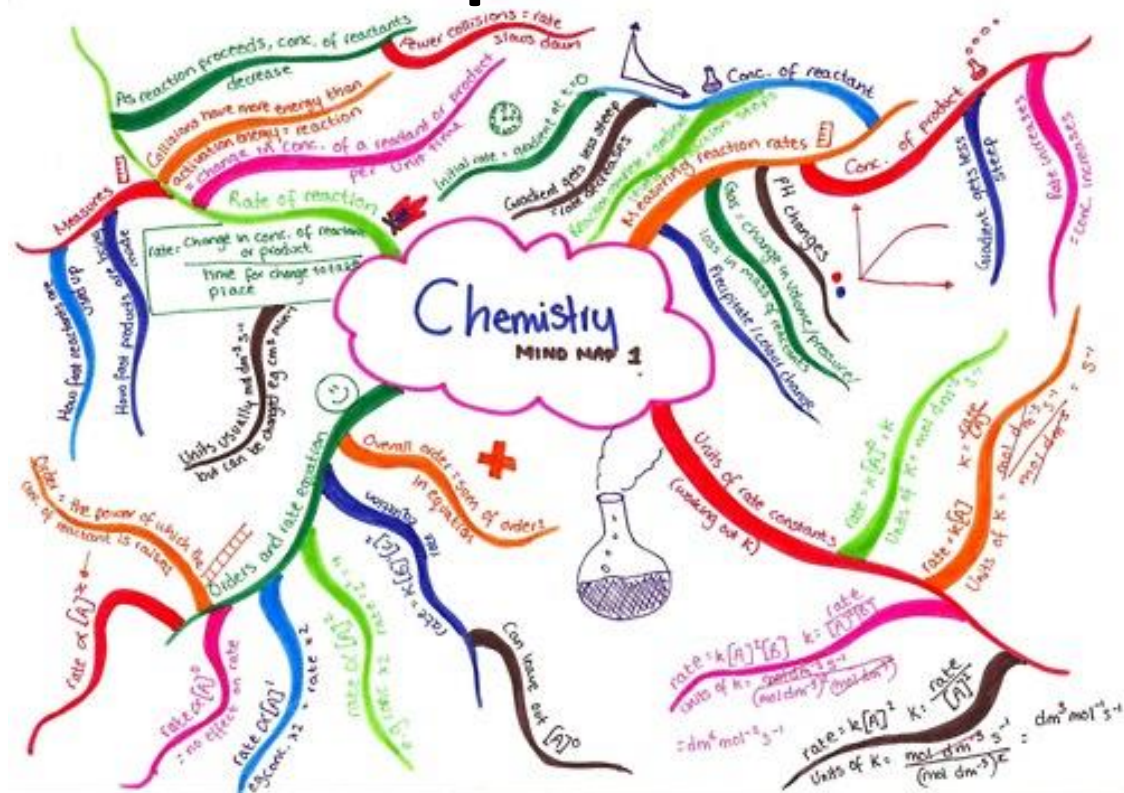
Revising is more than just passively reading or copying notes.

You need to get **active** with your revising to get the information to stick!



Map It

Create a mind maps with the key points. Stick it up on the wall.



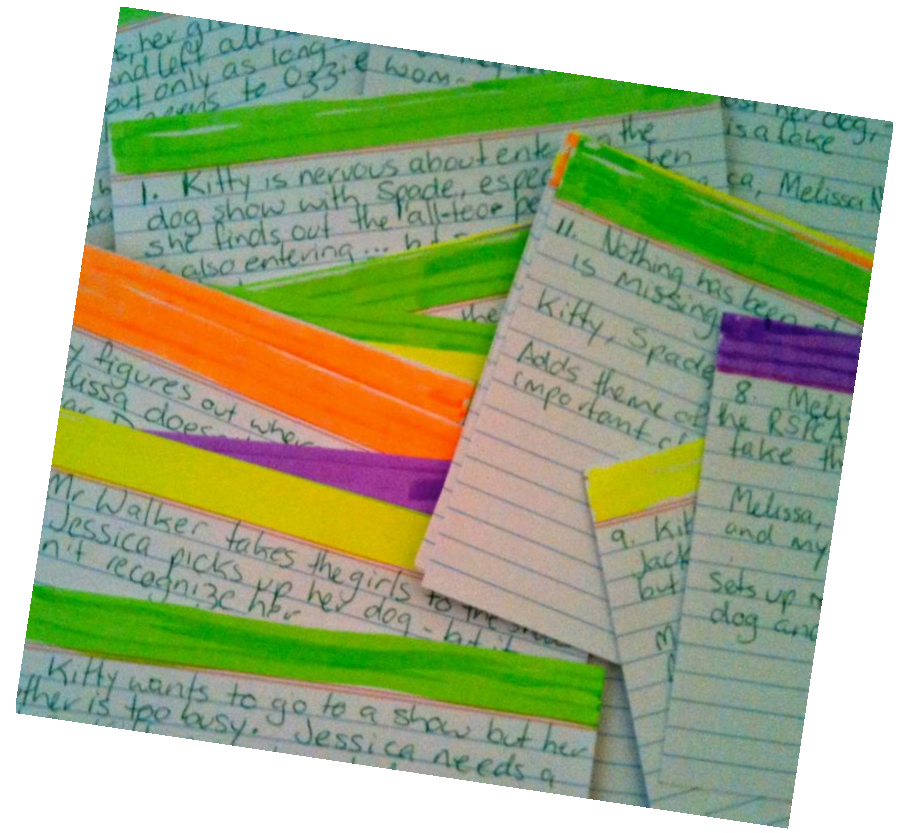
Journey It

Remember lists of information in order by creating events and images at certain points on a journey.



Index It

Write the key points on index cards. Use them to learn the sequence too.



Story It

Create a bizarre and multi sensory story using key points.



Mnemonic It

Use the first letter of key words to create a sentence.



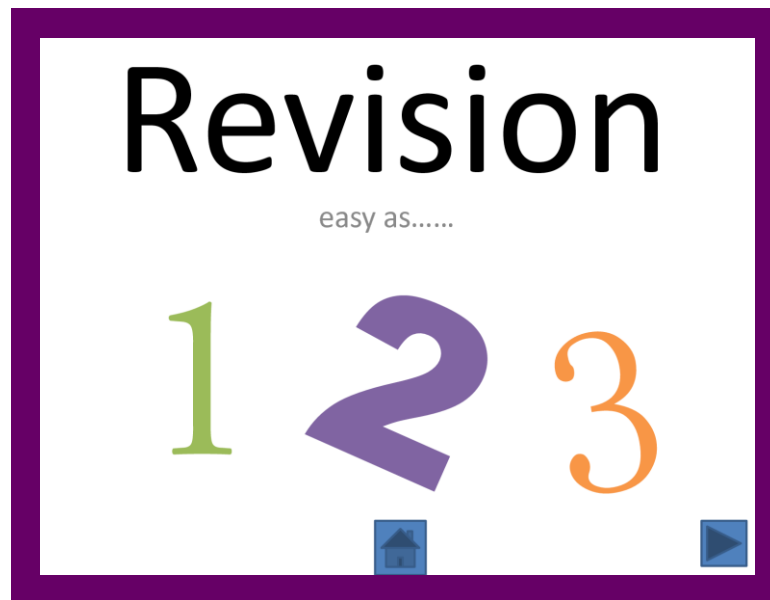
P - Point

E - Evidence

A - Analysis


Click It

Create a presentation about the key points.



Flip It

Write questions and answers and flip it anywhere. Useful to get family/others in on your revision.



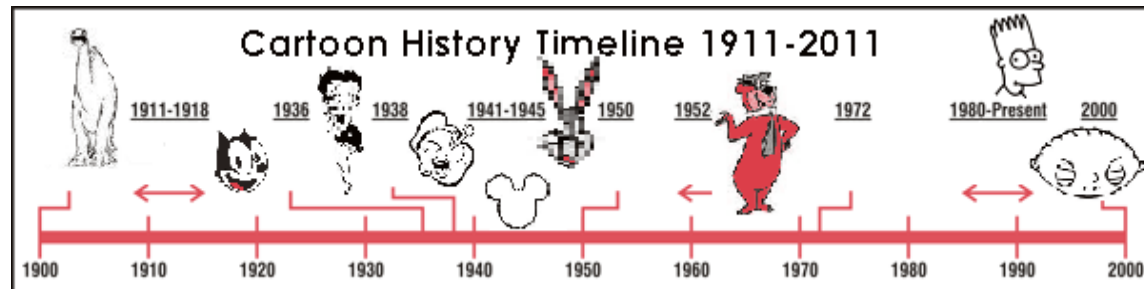
Post It

Write key words on to post its
and stick them around your
work area
or room.



Timeline It

A great technique for dates or sequences. Place them in order along a line, then add lots of **colour** and pictures.



Sing It

Set some of your work to familiar music or make up your own tune. Use a rhythmic beat, rhyme the words or even create a rap.



Record It


Let your brain really hear your work. Record yourself talking about it - even play it as you fall asleep.



Comic It

Create your own comic strip
using the main points.

George
&
Brian



Exams

Yay! I have an
exam today come
rain or shine!



Why is that
so good?



It's snowing
outside!



by Edgar Lowman