

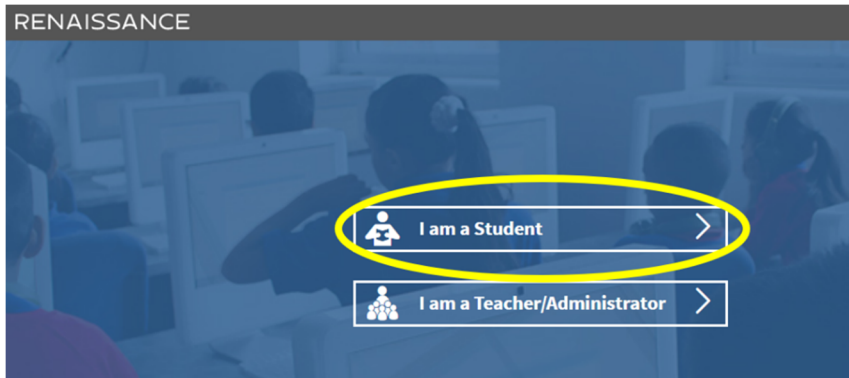
Logging in

How to open Accelerated Reader from home.

There is a link on the Remote Learning page of the school website [Accelerated Reader](#)

Or type the following URL into your browser <https://ukhosted58.renlearn.co.uk/2244709>

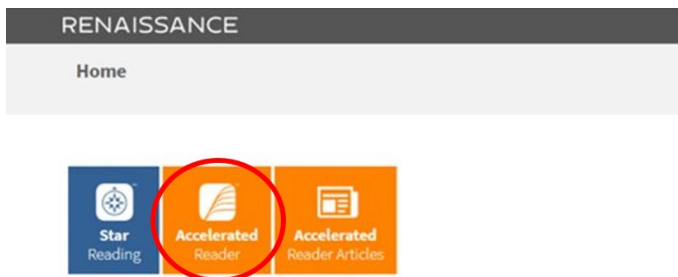
1. Click **I am a Student**



2. User name: same as you use for the school computers
3. Password: read
(This is a temporary password and you will be asked to change your password to continue, please change it to match the one you use with your school email)

Completing a Book Quiz


1. Click the Accelerated Reader button to enter the Book Quiz area.



2. Unless you have a school library book that has the quiz number on the inside front cover you can search by the book title or author.
3. It is tempting, but try not to look for the answers as you do the quiz just as in school see how much of the book you took in.

Completing a Non-Fiction Article Quiz

1. Click the Accelerated Reader Articles button.



2. Select a Topic then an Article that interests you.
3. Once you have read the article and are sure you have understood it click 'Finish' (you will not be able to return to it to look up the answers).
4. Then click the 'Take the Quiz' button, there are only three questions and you will see your score at the end.